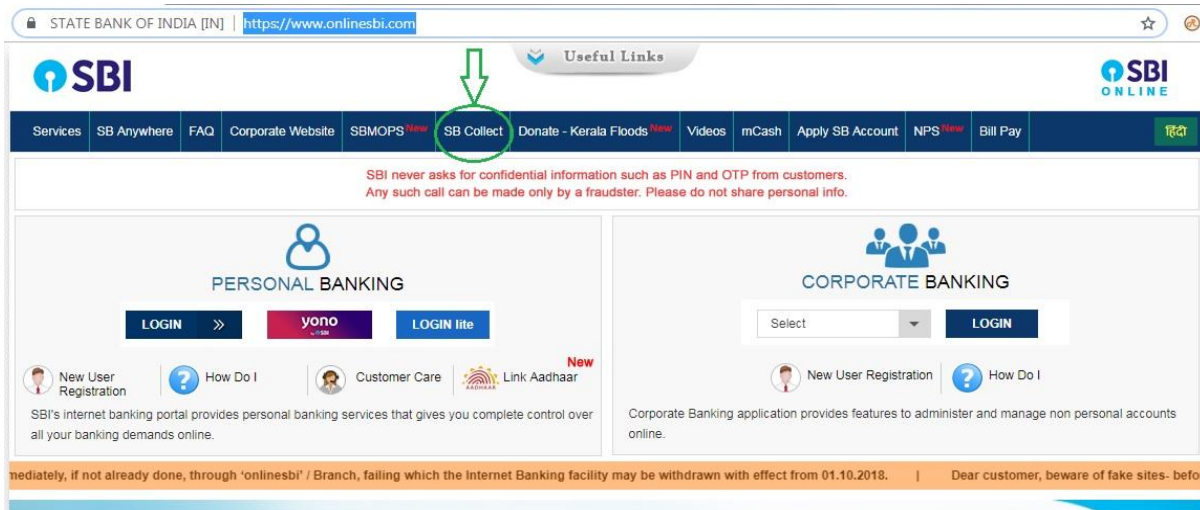
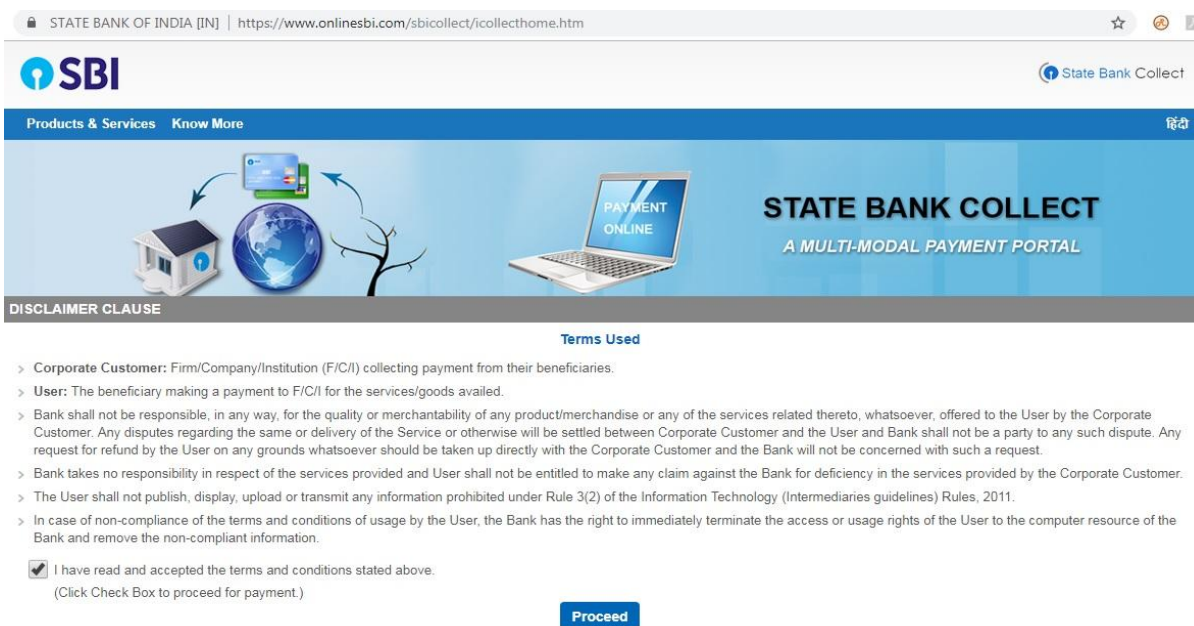


Steps to pay GPI Admission/ Annual fee online:

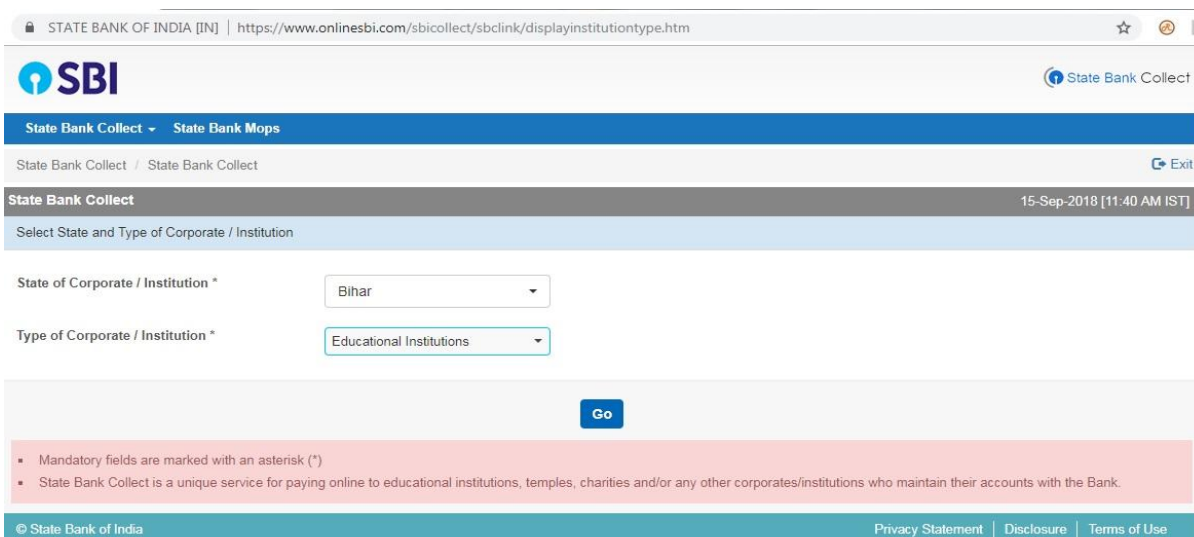
1. Goto <https://www.onlinesbi.com>



2. Click check box and proceed.



3. Select State of Corporate / Institution as “Bihar”, and Type of Corporate / Institution as Educational Institutions.



4. Select Educational Institution name as “PRINCIPAL PHARMACY INSTITUTE”.

The screenshot shows the SBI online payment interface. The browser address bar displays 'STATE BANK OF INDIA [IN] | https://www.onlinesbi.com/sbicollect/payment/listinstitution.htm'. The page header includes the SBI logo and 'State Bank Collect'. A navigation bar shows 'State Bank Collect > State Bank Mops'. Below this, the breadcrumb 'State Bank Collect / State Bank Collect' and an 'Exit' button are visible. The main content area is titled 'State Bank Collect' with a timestamp '15-Sep-2018 [11:47 AM IST]'. The instruction 'Select from Educational Institutions' is followed by a dropdown menu for 'Educational Institutions Name *' with 'PRINCIPAL PHARMACY INSTITUTE' selected. 'Submit' and 'Back' buttons are present. A red notice bar states: 'Mandatory fields are marked with an asterisk (*)'. The footer contains '© State Bank of India', 'Privacy Statement', 'Disclosure', and 'Terms of Use'.

5. Select your Payment category. (Admission Fee is for 1st year / New admission students.)

The screenshot shows the SBI online payment interface for selecting a payment category. The browser address bar displays 'STATE BANK OF INDIA [IN] | https://www.onlinesbi.com/sbicollect/payment/listcategory.htm'. The page header includes the SBI logo and 'State Bank Collect'. A navigation bar shows 'State Bank Collect > State Bank Mops'. Below this, the breadcrumb 'State Bank Collect / State Bank Collect' and an 'Exit' button are visible. The main content area is titled 'State Bank Collect' with a timestamp '15-Sep-2018 [11:50 AM IST]'. The institution details for 'PRINCIPAL PHARMACY INSTITUTE' (AGAMKUAN PO-GULZARBAGH PS- ALAMGANJ PATNA, PATNA-800007) are displayed. The instruction 'Provide details of payment' is followed by a dropdown menu for 'Select Payment Category *' with 'Admission Fee' selected. 'Submit' and 'Back' buttons are present. A red notice bar states: 'Mandatory fields are marked with an asterisk (*)', 'The payment structure document if available will be displayed on the online payment process.', and 'Date specified(if any) should be in the format of dd/mm/yyyy'. The footer contains '© State Bank of India', 'Privacy Statement', 'Disclosure', and 'Terms of Use'.

6. Provide details of Payment, submit and proceed further for Digital Payment.

The screenshot shows the SBI online payment interface for providing payment details. The browser address bar displays 'STATE BANK OF INDIA [IN] | https://www.onlinesbi.com/sbicollect/payment/showpaymentdetails.htm'. The page header includes the SBI logo and 'State Bank Collect'. A navigation bar shows 'State Bank Collect > State Bank Mops'. Below this, the breadcrumb 'State Bank Collect / State Bank Collect' and an 'Exit' button are visible. The main content area is titled 'State Bank Collect' with a timestamp '15-Sep-2018 [11:56 AM IST]'. The institution details for 'PRINCIPAL PHARMACY INSTITUTE' (AGAMKUAN PO-GULZARBAGH PS- ALAMGANJ PATNA, PATNA-800007) are displayed. The instruction 'Provide details of payment' is followed by a form with the following fields: 'Select Payment Category *' (Admission Fee), 'Name *', 'Father's Name *', 'Mobile Number *', 'Aadhaar Number *', 'College Roll Number', 'Registration Number', 'Course *' (Select Course), 'Session *', 'New Admission Fees *' (₹500 / Paid Rs.500), and 'Remarks'. Below the form, a red notice bar states: 'Please enter your Name, Date of Birth (For Personal Banking) / Incorporation (For Corporate Banking) & Mobile Number. This is required to report your e-mobil / e-mobil/INR form, if the case arises.' Below this, there are fields for 'Name *', 'Date Of Birth / Incorporation *', 'Mobile Number *', and 'Enter the text as shown in the Image *' (77CC5). 'Submit', 'Reset', and 'Back' buttons are present. The footer contains '© State Bank of India', 'Privacy Statement', 'Disclosure', and 'Terms of Use'.

--- THANK YOU ---